
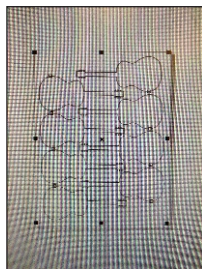


How to Sublimate Heat Transfer Vinyl

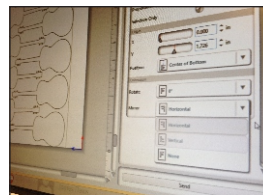
Now you can Sublimate your favorite materials, like GlitterFlex Ultra and some DecoFilms!



Create a vector based cut file by tracing the outside of the picture/design you want sublimated.



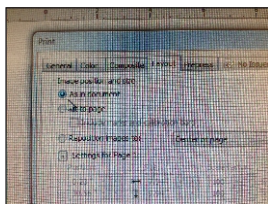
Separate the two files, and group up your vector outlines to get the most out of the heat transfer vinyl.



Test cut the vinyl for best results and reverse the vector design before cutting. After cutting, weed excess vinyl from around your cut design.



Horizontally reverse your sublimation design and lay them out to get the most on the sheet size you're printing.



When printing, select "As in document" in the Image Position and Size options.



Heat press your vinyl for 50% of the recommended time. For example this GlitterFlex Ultra was adhered at 330° for 10 sec.



Peel the clear carrier off your pressed design.

When the sublimation ink is dry, cut one of the prints out. Cutting near the edges will help in lining the print up to the vinyl already pressed on the shirt.



Turn the sublimation print color side down and line it up with the vinyl.

Taping down the edges with ThermoTape helps guard against any shifting while pressing.



Cover with a Teflon sheet and press at 390° for 20-40 for vibrant color.



Remove Teflon sheet, sublimation paper, and all ThermoTape from garment.

Repress design with Teflon cover for 1-2 seconds.

Enjoy your sublimated design!

Sublimating Design Film:



Reverse your design like normal.

Fit the design to an 8.5"x 11" sheet of paper and select "Fit to page" in the print options.




Use the printed sheet as a guide and hand cut the material out.

Heat press at 290° for 12 seconds.



After heat applying DesignFilm, lay sublimation sheet print side down and cover with Teflon.

Press at 390° for 20-30 seconds.



Remove Teflon and sublimation paper.

If there are any lines on the DesignFilm from the paper, heat press with Teflon for another five seconds.

What can be sublimated?

GlitterFlex Ultra
 Pressure Sensitive GlitterFlex Ultra
 Embroidery Glitter
 DecoFilm (All Brilliants except Brilliant Silver and Brilliant Gold)
 DesignFilm
 Printable GlitterFlex